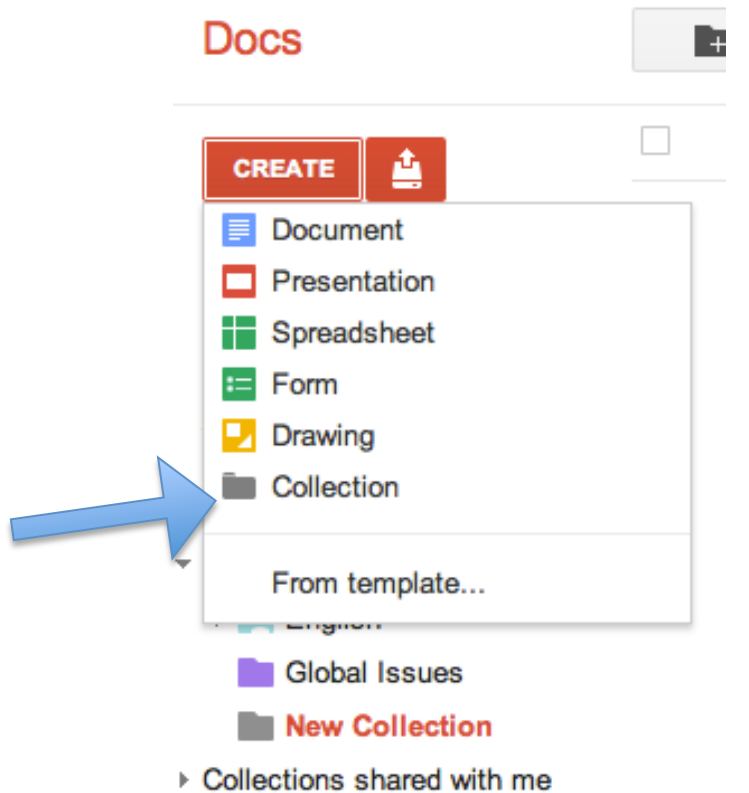
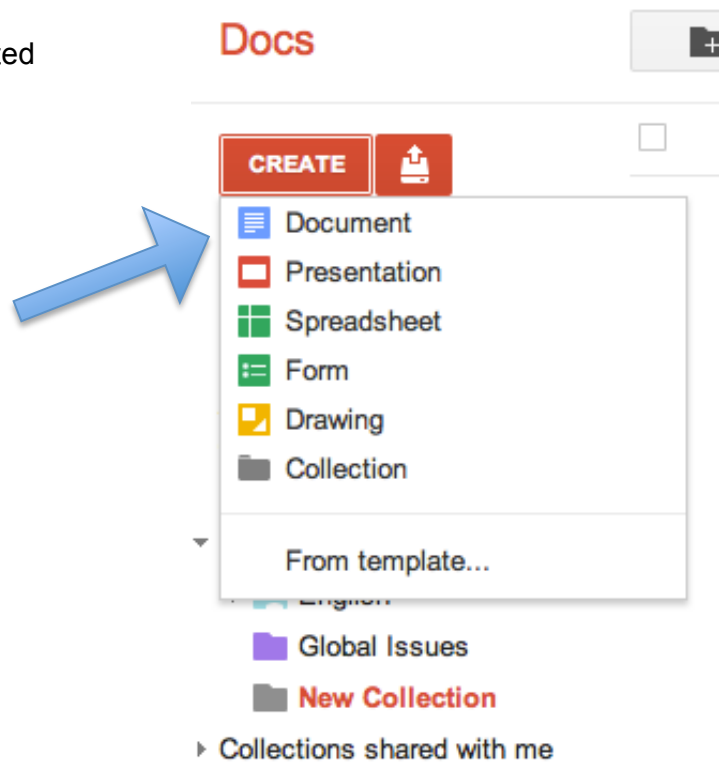


## Google Doc Guide - Annotated Bibliography

1. Open Google Docs
2. Create a "Collection" and name it "World Studies"




3. Create a "Document" and name it "Last Name Annotated Bibliography"



4. Share the Document with Mr. Shack and Mr. Young
  - Click blue "Share" button in upper right corner
  - Search for Shack & Young and share document

## Sharing settings

### Who has access

 Private - Only the people listed below can access [Change...](#)

 Kyle Shack (you) kshack@kingcollegepre... [Is owner](#)

Add people: [Choose from contacts](#)

"Erik Young" <eyoung@kingcollegeprep.org>, |

[Can edit](#) ▼

Notify people via email - [Add message](#)

- Send a copy to myself
- Paste the item itself into the email

[Share & save](#)

[Cancel](#)

Editors will be allowed to add people and change the permissions. [\[Change\]](#)